

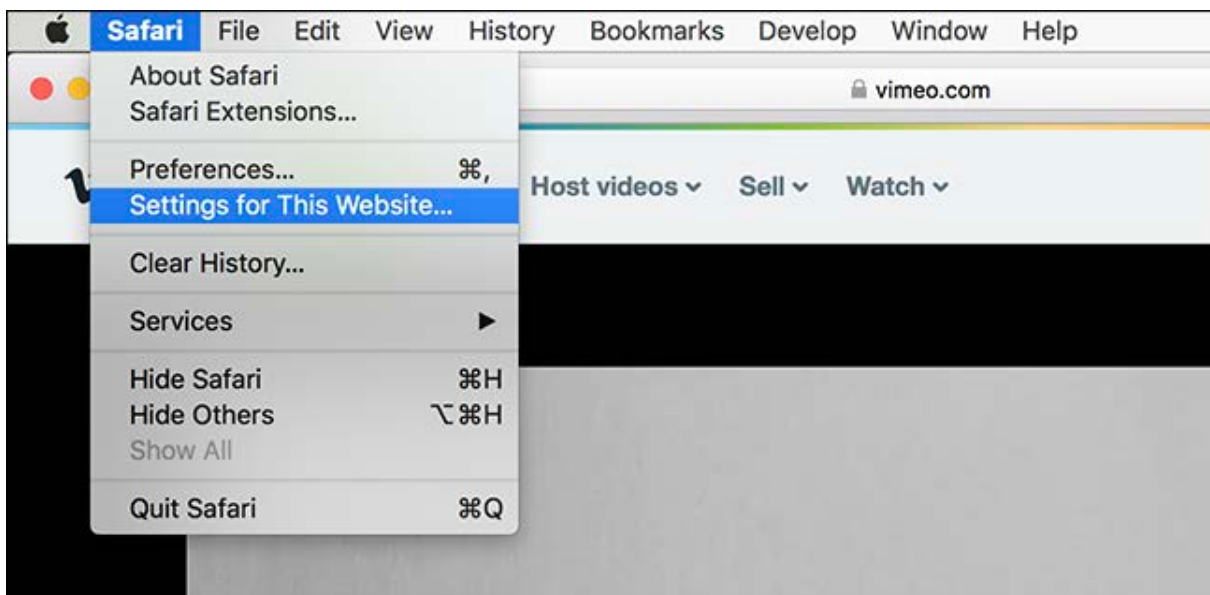
Safari 11 Now Disables Auto-Playing Videos

Audio is disabled in Auto-Playing videos in Safari 11

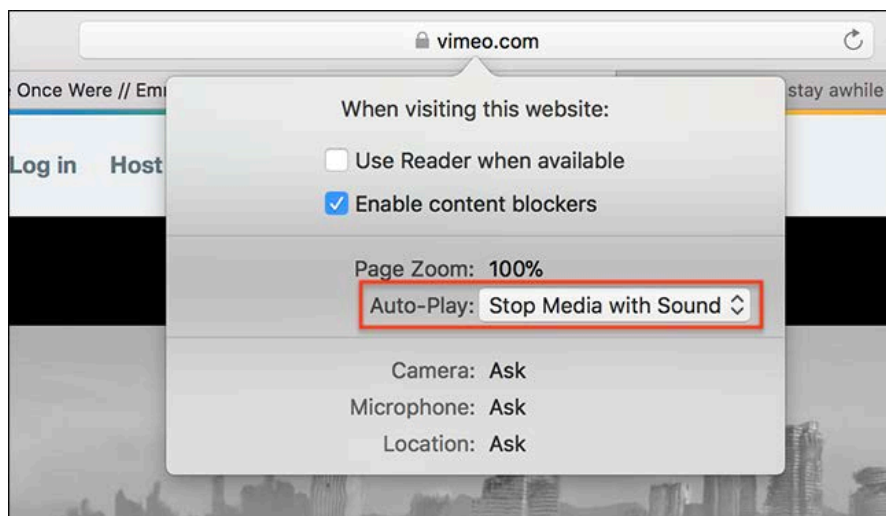
If you have updated your Mac to High Sierra, audio in auto-playing videos is automatically disabled in Safari 11. This means if you are taking CareConnect eLearning audio will be disabled. If you want to hear audio in CareConnect eLearning follow these steps in Safari 11.

How to turn on auto-play in Videos

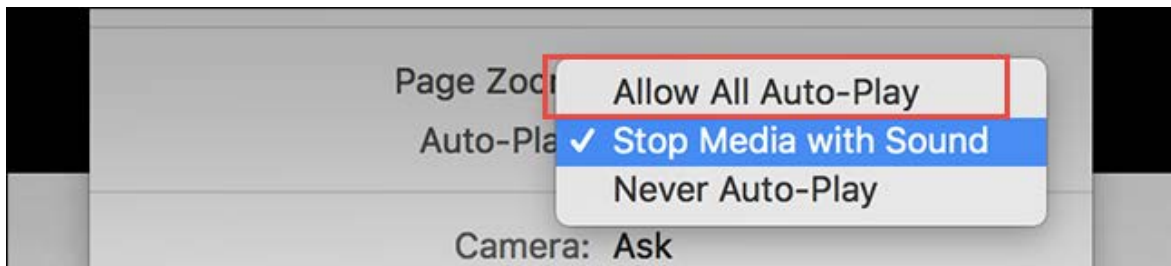
1. With the eLearning open, click Safari>Settings for This Website...



2. This will bring up a window that allows you to toggle site-specific preferences, including auto-playing videos.



3. Click the dropdown next to “Auto-play” and select Allow All Auto-Play.



Note: that you can review all of your configured sites in Safari's preferences, which you'll find by clicking Safari > Preferences in the menu bar. Head to the Websites section, then click Auto-Play in the sidebar.

